

## Airborne Pollen Concentration in Kütahya

Adem BIÇAKCI,

Department of Biology, Faculty of Science, Univ. of Uludağ, 16059, Bursa-TURKEY

Osman Nuri BENLİOĞLU, Dilek ERDOĞAN

Department of Biology Faculty of Science, University of Dumlupınar, Kütahya-TURKEY

Received: 19.10.1998

Accepted: 25.12.1997

**Abstract:** The airborne pollen concentration in the atmosphere of Kütahya was determined by gravimetry with a Durham sampler in 1996. During this study, 23 taxa of arboreal and 14 taxa of herbaceous pollen grains were collected and identified. Pollen from the following taxa were also found to be prevalent in the atmosphere of Kütahya: *Pinus* L., *Cupressaceae*, *Platanus orientalis* L., *Quercus* L., *Oleaceae*, *Gramineae*, *Urticaceae*, *Chenopodiaceae/Amaranthaceae*, *Compositae* and *Plantago* L. The effects of meteorological factors (temperature, humidity, wind speed, rainfall) on pollen production, dispersal and concentration in the atmosphere of Kütahya were observed.

**Key Words:** Pollen grains, Pollen concentration, Meteorological factors.

### Kütahya Atmosferinin Polen Konsantrasyonu

**Özet:** Bu çalışmada, Durham aracı kullanılarak gravimetrik yöntem ile 1996 yılına ait Kütahya ili atmosferindeki polen konsantrasyonları belirlendi. Çalışma süresi boyunca, 23 odunsu ve 14 otsu taksonlara ait polen toplandı ve tanımlandı. Kütahya atmosferinde sırası ile *Pinus* L., *Cupressaceae*, *Platanus orientalis* L., *Quercus* L., *Oleaceae*, *Gramineae*, *Urticaceae*, *Chenopodiaceae/Amaranthaceae*, *Compositae* ve *Plantago* L. taksonlara ait polenler dominant olarak bulunmuştur. Kütahya atmosferinde, bazı meteorolojik faktörlerin (sıcaklık, nispi nem, rüzgar hızı, yağış) polen üretimi, dağılımı ve konsantrasyonlarına etkisi gözlemlendi.

**Anahtar Sözcükler:** Polen, Polen konsantrasyonu, Meteorolojik faktörler.

### Introduction

Some kinds of pollen grains that can cause respiratory system problems (asthma, hay fever etc.) are dispersed in the atmosphere during the flowering periods of plants. Determination of concentration cocentration in the atmosphere would certainly help people suffering from allergies. Many studies on this subject have been carried out throughout the world (1, 2, 3).

Studies on the presence of pollen in the atmosphere in Ankara Turkey were conducted by Özkaragöz and Karamanoğlu in Ankara using Durham samplers (4). Aytuğ carried out an aeropalynologica study in the forest of Belgrad, in İstanbul, using the Hirst-Burkard trap to study the effects meteorological factors on pollen concentration over a period of three years, from 1966 to 1968 (5). Other aeropalynological studies have been carried out by Yurdukoru in Samsun (6), Ince in Kırıkkale (7), Biçakçı et al. in Bursa (8), Mudanya, (9), Görükle (10) and Isparta (11), all using Durham samplers. Inceoğlu et al. carried out an aeropalynological study in

Ankara, using the Hirst-Burkard trap, for a period of three years, from 1990 to 1993 (12).

In the present study, pollen grains in the atmosphere of Kütahya were identified, and changes in concentration were recorded weekly, monthly and yearly.

### Methods

Kütahya, situated at 38° 70' N, 29° 00' E in central west anatolia at an altitude 1000-1200 m above sea level, is located in a plain flanked by mounts Gümüş and Yellice to the south and southwest. Kütahya has Irano-Turanian, Mediterranean, Euro-Siberian vegetations and a generally Mediterranean climate (13).

Analysis of the flora of Mounts Gümüş and Yellice shows that Irano-Turanian elements are dominant at 15.7%, Euro-Siberian and Mediterranean elements account for 13.7 % and 12.2, respectively. The following species are found on both mountains: *Quercus cerris* L., *Fagus orientalis* Lipsky, *Carpinus betulus* L., *Castanea*

*sativa* Mill., *Corylus avellana* L., *Cretaegus monogyna* Jacq., *Berberis crataegina* L., *Prunus spinosa* L., *Pinus nigra* Am. subsp. *pallasiana* (Lamb) Holmboe, *Populus tremula* L., *Colutea cilicica* Boiss. & Bal., *Cistus laurifolius* L., *Pinus sylvestris* L., *Juniperus oxycedrus* L., *Juniperus communis* L., *Thymus* L., *Astragalus angustifolius* Lam. subsp. *angustifolius*, and *Acantholimon puberulum* Boiss. & Bal. (13).

In addition to the natural vegetation around Kütahya, the following species are frequently seen in the parks gardens and streets of the town: *Acer* sp., *Betula* sp., *Corylus avellana* L., *Aesculus hippocastanum* L., *Juglans* sp., *Campsis radicans* (L.) Seem, *Buxus sempervirens* L., *Cotoneaster horizontalis* L., *Cercis siliquastrum* L., *Cornus mas* L., *Eriobotrya japonica* (Thumb.) Lindl., *Fraxinus* sp., *Gleditschia triancanthos* L., *Malus sylvestris* Miller., *Prunus cerasifera* Ehrh. sub sp. *divericata* (Ledeb.) Schneider, *Robinia pseudoacacia* L., *Spiraea* sp., *Syringa vulgaris* L., *Lonicera caprifolium* L., *Platanus orientalis* L., *Tilia* sp., *Ulmus* sp. *Vibirnum tinus* L., *Cupressus sempervines* L., *Populus alba* L., *Salix babylonica* L., *S. alba* L. (13).

Field studies were carried out in the central region of Kütahya during 1996. The Durham sampler (1, 8, 14) was placed 20 m above ground level at the center of the city. Before exposure, the slides were smeared with glycerine jelly stained with safranin (15). Slides were changed weekly. Identification and counting of pollen grains were accomplished at least up to family or genus levels, while some grains remained identified.

## Result and Discussion

During the year of observation, 6,156 pollen grains/cm<sup>2</sup> belonging to 23 arboreal (82.88%) and 14 non-arboreal (14.24%) pollen types were found. Unidentified pollen types accounted for 2.88% (Table 1). Arboreal pollen types were dominant because they have a much higher production of pollen grains than herbs and grasses. According to other studies carried out in Europe, arboreal pollen types are also dominant in Finland (82%) (16), Perugia (71%) and Ascoli Piceno (55%) (17), Ankara (76%) (12) and Bursa (70.1%) (8).

The main pollen producers of arboreal plants in the atmosphere of Kütahya are *Pinus*, *Cupressaceae*, *Platanus orientalis*, *Quercus* sp., *Oleaceae*, *Fagus orientalis*, *Rosaceae*, *Juglans* sp. They form 76.02% of total pollen concentration (Table 1). Gramineae, Urticaceae, Chenopodiaceae, Amaranthaceae, Compositae, Plantago sp., Rumex sp., Umbelliferae are responsible for the non-

arboreal pollen production forming 13.09 % of total pollen concentration (Table 1).

The pollen season began in the atmosphere of Kütahya in March. In this month the main arboreal pollen

Table 1. Pollen taxa found in the atmosphere of Kütahya over the study period.

	Total	%
<i>Aesculus hippocastanum</i>	34	0.55
<i>Alnus</i>	1	0.02
<i>Carpinus betulus</i>	6	0.09
<i>Castanea sativa</i>	31	0.50
<i>Cistus</i>	3	0.05
<i>Corylus avellana</i>	10	0.16
<i>Cupressaceae</i>	1147	18.63
<i>Ericaceae</i>	18	0.29
<i>Fagus orientalis</i>	97	1.58
<i>Fraxinus</i>	10	0.16
<i>Juglans</i>	81	1.32
<i>Moraceae</i>	17	0.27
<i>Oleaceae</i>	141	2.29
<i>Pinus</i>	2205	35.82
<i>Platanus orientalis</i>	660	10.72
<i>Populus</i>	62	1.01
<i>Quercus</i>	266	4.32
<i>Robinia pseudoacacia</i>	77	1.25
<i>Rosaceae</i>	83	1.34
<i>Salix</i>	71	1.15
<i>Sambucus</i>	54	0.88
<i>Tilia</i>	10	0.16
<i>Ulmus</i>	18	0.30
TOTAL A.P.	5102	82.88
<i>Caryophyllaceae</i>	5	0.06
<i>Centaurea</i>	3	0.05
<i>Cheno./Amaranthaceae</i>	145	2.36
<i>Compositae</i>	70	1.14
<i>Cruciferae</i>	6	0.09
<i>Cyperaceae</i>	10	0.16
<i>Gramineae</i>	309	5.02
<i>Papaveraceae</i>	5	0.08
<i>Plantago</i>	56	0.91
<i>Rubiaceae</i>	15	0.24
<i>Rumex</i>	41	0.67
<i>Typha</i>	20	0.32
<i>Umbelliferae</i>	33	0.54
<i>Urticaceae</i>	159	2.58
TOTAL N.A.P.	877	14.24
Unidentified	177	2.88
TOTAL	6156	100.00

Table 2. Pollen grains (per cm<sup>2</sup>) of taxa by month, Kütahya.

Months	Mar.	Apr.	May	June	July	Aug.	Sep.	Oct.
<i>Aesculus hippocastanum</i>	-	6	28	-	-	-	-	-
<i>Alnus</i>	1	-	-	-	-	-	-	-
<i>Carpinus betulus</i>	-	2	4	-	-	-	-	-
<i>Castanea sativa</i>	-	-	-	24	7	-	-	-
<i>Cistus</i>	-	-	2	1	-	-	-	-
<i>Corylus avellana</i>	5	4	1	-	-	-	-	-
<i>Cupressaceae</i>	16	307	773	26	14	11	-	-
<i>Ericaceae</i>	3	5	6	2	-	-	1	1
<i>Fagus orientalis</i>	-	20	77	-	-	-	-	-
<i>Fraxinus</i>	4	6	-	-	-	-	-	-
<i>Juglans</i>	-	10	71	-	-	-	-	-
<i>Moraceae</i>	-	7	10	-	-	-	-	-
<i>Oleaceae</i>	-	26	69	39	7	-	-	-
<i>Pinus</i>	2	85	1607	478	22	11	-	-
<i>Platanus orientalis</i>	-	52	608	-	-	-	-	-
<i>Populus</i>	10	45	7	-	-	-	-	-
<i>Quercus</i>	2	51	213	-	-	-	-	-
<i>Robinia pseudoacacia</i>	-	-	41	32	4	-	-	-
<i>Rosaceae</i>	1	38	42	2	-	-	-	-
<i>Salix</i>	-	30	41	-	-	-	-	-
<i>Sambucus</i>	-	-	4	20	12	18	-	-
<i>Tilia</i>	-	2	6	2	-	-	-	-
<i>Ulmus</i>	-	18	-	-	-	-	-	-
TOTAL A.P.	44	714	3610	626	66	40	1	1
<i>Caryophyllaceae</i>	-	-	-	-	-	2	3	-
<i>Centaurea</i>	-	-	-	-	-	-	2	1
<i>Cheno/Amaranthaceae</i>	-	-	17	10	17	64	33	4
<i>Compositae</i>	-	4	12	14	8	14	12	6
<i>Cruciferae</i>	-	1	-	5	-	-	-	-
<i>Cyperaceae</i>	1	1	4	3	1	-	-	-
<i>Gramineae</i>	-	7	90	136	37	21	14	4
<i>Papaveraceae</i>	-	-	-	5	-	-	-	-
<i>Plantago</i>	-	3	4	12	9	13	13	2
<i>Rubiaceae</i>	-	2	5	3	5	-	-	-
<i>Rumex</i>	-	-	12	12	6	9	2	-
<i>Typha</i>	-	-	-	1	8	7	3	1
<i>Umbelliferae</i>	-	-	6	12	8	7	-	-
<i>Urticaceae</i>	-	4	55	49	18	22	9	2
TOTAL N.A.P.	1	22	205	262	117	159	91	20
Unidentified	3	19	79	35	24	6	11	-
TOTAL	48	755	3894	923	207	205	103	21

grains were observed. Seven hundred fifty-five pollen grains/cm<sup>2</sup> were recorded in April, and the maximum value was reached in (3,894 pollen grains/cm<sup>2</sup>). *Pinus sp.*,

*Cupressaceae*, *Platanus orientalis* and *Quercus sp.*, releasing high amounts of pollen into the atmosphere throughout their pollination period, were responsible for

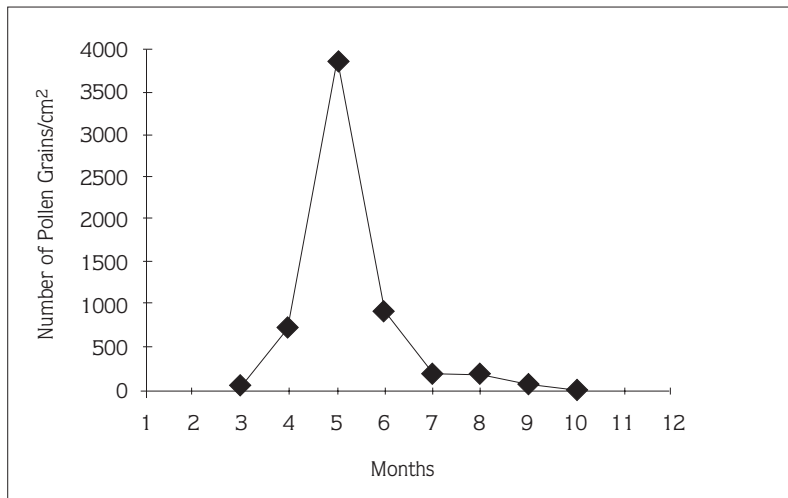


Figure 1. Total monthly variation in atmospheric pollen in 1996.

70.90% of the total pollen grains in May (Table 2). Arboreal pollen concentration, began to decrease in June, whereas the maximum number of non-arboreal pollen grains were found. The decrease in the of pollen between July and September was minimum in October, as the pollination period of many plants ended, no pollen was recorded in November, December, January and February (Table 2, Fig. 1). According to previous studies carried out in Turkey, the highest numbers of pollen grains were observed during the March-May period in Ankara (12), in April Bursa (8) and Görükle (10), in May in Kırıkkale (7) and Mudanya (9) and from May to June in Samsun (6). The pollen grains of *Cupressaceae*, *Platanus orientalis*, *Pinus sp.*, *Quercus sp.* and *Gramineae* were found dominantly in the atmosphere of Kütahya, and pollen grain density was highest April, May, June. In Turkey, the other studies on the same taxa *Cupressaceae*, *Gramineae*, *Quercus sp.*, *Betula sp.* in Kırıkkale (7), *Gramineae*, *Cupressaceae*, *Moraceae* in Ankara (12), *Gramineae*, *Quercus sp.*, *Platanus orientalis*, *Fagus orientalis* in Bursa (8). As for; South Europe *Gramineae*, *Urticaceae*, *Olea sp.*, the Central and Northern Europe *Betula sp.*, *Gramineae* were also found as dominantly (18).

The increases in temperature and wind velocity lead to an increase in the amount of pollen grains in the atmosphere (19). Humidity at high temperatures also increases the amount of pollen grains. Steady rain and humidity at low temperatures decrease the density of pollen in the atmosphere. An increase in temperature after short-term rain increases the amount of pollen grains (5).

Following the aeropalynological study in Kütahya, it was concluded that the amount of pollen grains in the

atmosphere had changed according to blossoming term of plants and meteorological factors. Both meteorological factors and monthly pollen variation were shown in Fig. 2. The research showed there to be an increase of pollen grains from March to the end of May. The reason for this three-month increase in three months is the pollination season of taxa which produce a great deal of pollen grains, such as *Pinus sp.*, *Cupressaceae*, *Platanus orientalis*, *Quercus sp.*, *Gramineae*, *Oleaceae*, *Robinia pseudoacacia*, *Fagus orientalis*, *Salix sp.*, *Rosaceae*, *Populus sp.* and *Juglans sp.* In the same year from January to July there was an increase of weather temperature. There is a correlation between the increase in temperature in March, April and May and the number of pollen grains. In these months, proportional humidity, rain and wind velocity didn't change much, and these conditions were the most suitable for pollen grains. In May the total amount of pollen reached the maximum level, though in this month it rained much. These are short-term rains. The reason for this decrease after May was not meteorological factors in the atmosphere of Kütahya, but rather the end of the pollination periods of woody plants and the high production of pollen that enters the atmosphere. Beginning from June, the pollen grains of weeds became dominant, but the amount of pollen was lower than in spring. The maximum amounts of pollen grains for *Gramineae*, *Urticaceae*, *Umbelliferae* and *Rumex sp.* were recorded in June, while those of *Chenopodiaceae/Amaranthaceae*, *Compositae*, and *Plantago sp.* were recorded in August. Low amounts of pollen grains were recorded as the pollination periods of many plants finished in September and November, as has been the case in other comparative studies in Turkey that

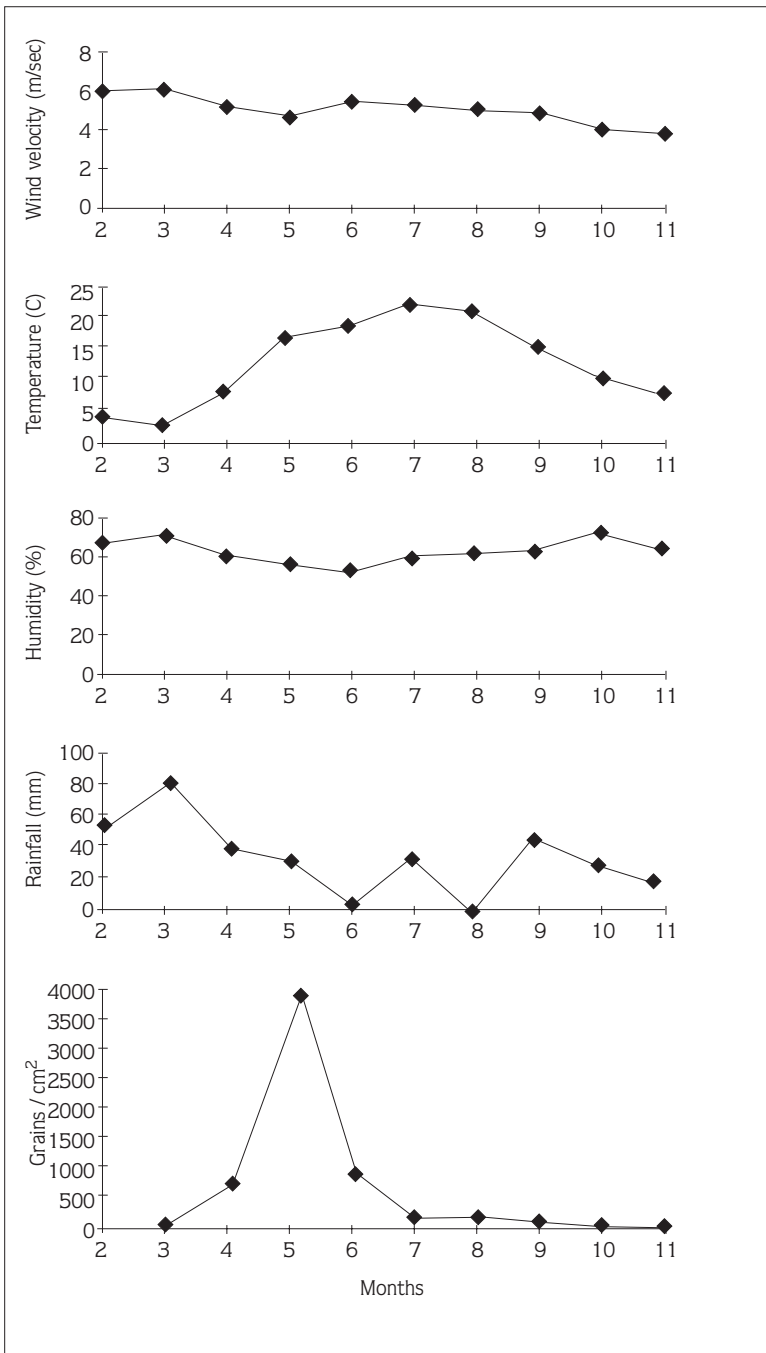


Figure 2. Monthly variations in atmospheric pollen and weather conditions

have taken meteorological factors into consideration (8, 11, 12).

The types of pollen present in Kütahya's atmosphere are shown in the form of a pollen calendar (Fig.3) based on the counts for 1996.

Finally, the arboreal pollen grains *Pinus* sp., *Cupressaceae*, *Platanus orientalis* *Quercus* sp. and *Oleaceae*, and the non-arboreal pollen grains *Gremineae* *Urticaceae*, *Chenopodiaceae/Amaranthaceae*, *Compositae*, *Plantago* were recorded in high concentrations as the dominant allergenic pollen grains in Kütahya. Similar

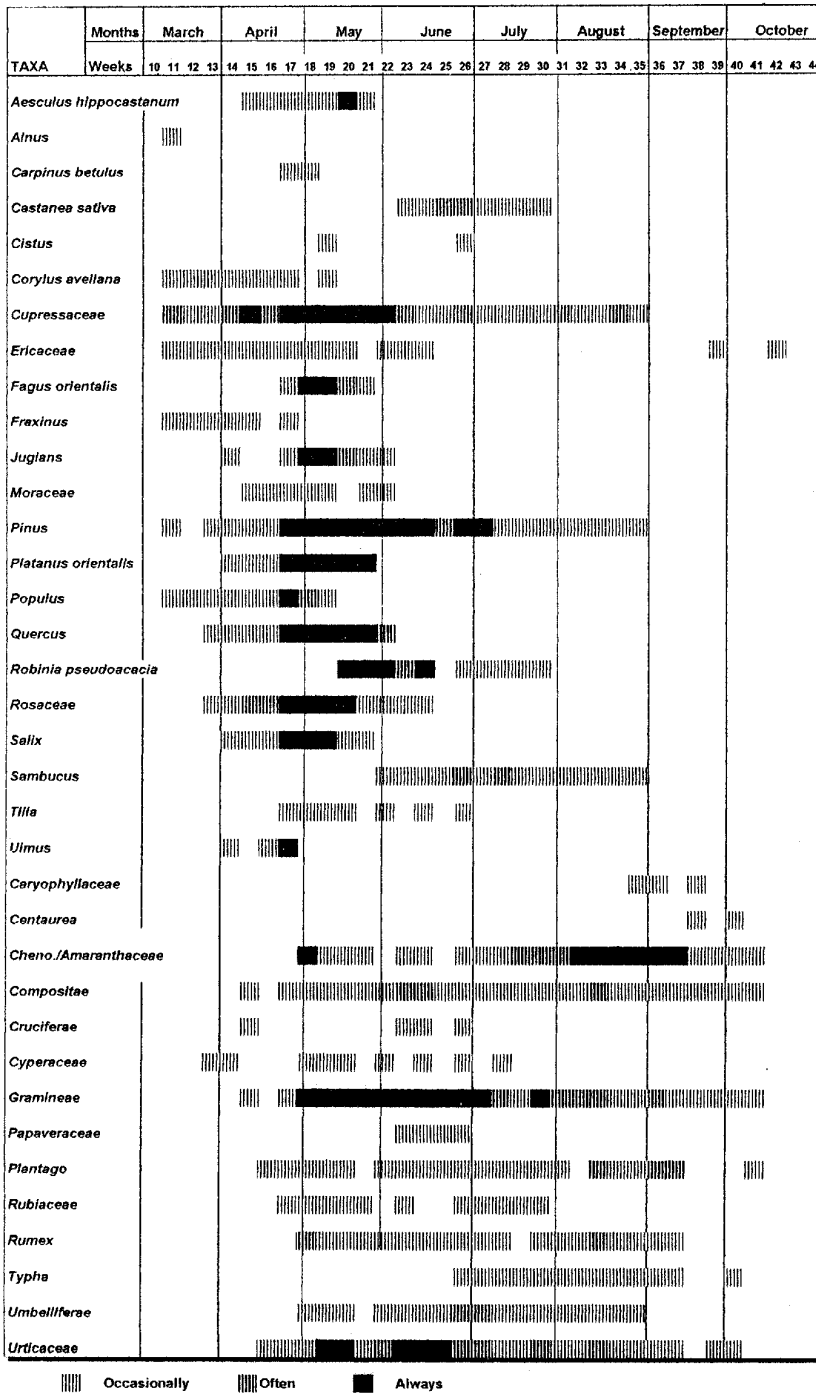


Figure 3. Annual pollen calendar of Kütahya.

studies have been done in Turkey, the dominant pollens being *Pinus* sp., *Gramineae* and *Cupressaceae* in Kirikkale (7); *Cupressaceae*/*Taxaceae*, *Pinaceae*, *Gramineae*, *Betula* sp. *Moraceae*, *Platanus* sp., *Populus* sp., *Acer* sp., *Quercus* sp., *Chenopodiaceae*/*Amaranthaceae*, *Plantago* sp. and *Rumex* sp. in Ankara (12); *Gramineae*, *Pinus* sp.

*Cupressaceae*/*Taxaceae*, *Abies nordmanniana* and *Urticaceae* *Abies nordmanniana*, *Platanus orientalis* in Bursa (8); and *Pinus* sp., *Cupressaceae*/*Taxaceae*, *Platanus orientalis*, *Quercus* sp., *Gramineae*, *Artemisia*, *Chenopodiaceae* *Amaranthaceae* and *Urticaceae* in Isparta (11). In Europe, the dominant airborne pollen species

have been determined to be *Gramineae*, *Alnus* sp., *Artemisia* sp., *Urtica* sp. and *Betula* sp. in Leiden, the Netherlands (20); *Gramineae*, *Urticaceae*, *Oleaceae* and

*Artemisia* sp. in Ascoli Piceno, Italy (21); *Betula* sp., *Pinus* sp. *Alnus* sp. and *Gramineae* in Eskilstuna, Sweden (22).

## References

1. Anderson, J.H., A survey of allergenic airborne pollen and spores in the Fairbanks area, Alaska. *Annals of Allergy*, vol. 52, 26-31 (1984).
2. Bousquet, J., Cour, P., Guerin, B., Michel, F.B., Allergy in the Mediterranean area. I. pollen counts and pollinosis of Montpellier. *Clinical Allergy*, vol. 14, 249-258 (1984).
3. Spieksma, F. Th. M., Nolard, N., Jager, S., Fluctuations and trends in airborne concentrations of some abundant pollen types, monitored at Vienna, Leiden and Brussels. *Grana*, vol. 30, 309-312 (1991).
4. Özkaragöz, K., Karamanoğlu, K., Allergenic Pollen and Mold Spore Survey in the Ankara Area. *Acta Allergol.* 22, 399-407 (1967).
5. Aytuğ, B., İstanbul Yöresinin Polinizasyon Takvimi. *Ist. Üniv. Orm. Fak. Der.*, 23: 1, 1-33 (1973).
6. Yurdukoru, S., Samsun İli Havasındaki Allerjenik Polenler. *Ankara Tıp Bülteni*, 1, 37-44 (1979).
7. Ince, A., Kırıkkale Atmosferindeki Allerjik Polenlerin İncelenmesi. *Tr.J. of Botany*, 18, 43-56 (1994).
8. Biçakçı, A., Inceoğlu, Ö., Sapan, N., Malyer, H., Airborne Pollen Calendar of the Central Region of Bursa (Turkey), *International Journal of Aerobiology* 12, 43-46 (1996).
9. Biçakçı, A., İphar, S., Malyer, H., Sapan N. Mudanya (Bursa) ilçesinin polen takvimi. *Uludağ Üniv. Tıp Fak. Derg.*, 1-2-3: 17-21 (1995).
10. Biçakçı, A., Malyer, H., Sapan, N., Airborne pollen concentration in Görükle Campus (Bursa), 1991-1992. *Tr. J. of Botany*, 21, 145-153 (1997).
11. Biçakçı, A., Akkaya, A., Malyer, H., Ünlü, M., Sapan, N., Isparta ilinin atmosferik polenleri. *S.D.Ü. Tıp Fak. Derg.*, 3: 4, 37-51 (1996).
12. Inceoğlu, Ö., Pınar, N. M., Şakıyan, N., Sorkun, K., Airborne pollen Concentration in Ankara, Turkey 1990-1993. *Grana*, 33, 158-161 (1994).
13. Akan, H., Gümüş ve Yellica dağları (Kütahya) florası, Dumlupınar Üniv., Fen Bilimleri Ens., Yüksek Lisans tezi, Kütahya, (1995).
14. Hansen, B.C.S., Wright, H.E., The modern pollen rain of North Dakota, U.S.A. *Pollen et Spores*, Vol 167-184 (1987).
15. Charpin, J., Surinyach, R., Atlas of European Allergenic Pollen. Sandoz Editions, Paris (1974).
16. Kupias, R., Pollen frequencies in Finland. 5th Nord. Symp. *Aerobiol. Session 3*, 35-38 (1983).
17. Romano, B., Mincigrucchi, G., Frenguelli, G., Bricchi, E., Airborne pollen content in the atmosphere of central Italy (1982-1986). *Experientia*, vol. 44, 625-629 (1988).
18. D'Amato, G., Spieksma, F.Th.M., Allergenic pollen in Europe, *Grana*, vol. 30, 67-70 (1991).
19. McDonald, M.S., Correlation of air-borne grass pollen levels with meteorological data. *Grana*, vol. 19, 53-56 (1980).
20. Jager, S., Spieksma, F.Th. M., Nolard, N., Fluctuations and trends in airborne concentrations of some abundant pollen types, monitored at Vienna, Leiden and Brussels. *Grana*, vol. 30, 309-312 (1991).
21. Nardi, G., Demasi, O., Marchegiani, A., et al. , A study airborne allergenic pollen content in the atmosphere of Ascoli Piceno, *Annals of Allergy*, vol. 57, 193-197 (1986).
22. Larsson, K.A., El-Ghazaly, G., El-Ghazaly, P., Nilsson, S., Victorin, T., Pollen incidence in Eskilstuna, Sweden, 1976-82. 5th Nord. Symp. *Aerobiol. Session 3*, 35-38 (1983).